



# KELBE BROTHERS

## EQUIPMENT



# 2026

## RENTAL RATE & REFERENCE GUIDE



**Serving the Construction Industry Since 1953**

### Milwaukee

12770 W. Silver Spring Drive  
Butler, WI 53007  
262-781-4970  
\* call or text \*

### Madison

4621 Dutch Mill Road  
Madison, WI 53716  
608-221-8300  
\* call or text \*

### Green Bay

3101 French Road  
De Pere, WI 54115  
920-343-6496  
\* call or text \*

**kelbros.com**



**TAKEUCHI**

**HITACHI**  
Excavators / Loaders

**Link-Belt**  
EXCAVATORS

**NEW HOLLAND**  
CONSTRUCTION



**PRO-TEC**  
EQUIPMENT INC.

**INTERSTATE**

**Trimble**

**Talbert**  
SINCE 1938



## EXCAVATORS

2026

Make	Model	Reach	Depth	Width	Weight	Day	Week	4 Weeks
Hitachi	ZX130-7H	28' 9"	19' 9"	8' 6"	30,203	\$750	\$1,865	\$5,595
Link-Belt	145X4S*	28' 8"	19' 9"	8' 6"	33,900	\$800	\$1,995	\$5,985
Hitachi	ZX135US-7H*	29' 1"	19' 7"	8' 6"	34,390	\$800	\$1,995	\$5,985
Link-Belt	170X4S	30' 9"	21' 4"	8' 6"	40,380	\$825	\$2,060	\$6,180
Hitachi	ZX160LC-7H	30' 7"	21' 4"	8' 6"	39,578	\$825	\$2,060	\$6,180
Link-Belt	220X4S	32' 6"	21' 10"	10' 6"	50,300	\$975	\$2,435	\$7,305
Hitachi	ZX210LC-7H	32' 6"	21' 10"	10' 6"	50,927	\$975	\$2,435	\$7,305
Link-Belt	245X4S*	32' 4"	21' 10"	10' 6"	56,900	\$1,045	\$2,605	\$7,815
Hitachi	ZX245USLC-7H*	33' 2"	21' 9"	10' 6"	58,200	\$1,045	\$2,605	\$7,815
Link-Belt	250X4	33' 9"	22' 8"	11' 1"	56,900	\$1,050	\$2,625	\$7,875
Hitachi	ZX250LC-6/7H	35' 9"	25' 0"	11' 1"	59,525	\$1,050	\$2,625	\$7,875
Link-Belt	250X4 Long Front	60' 1"	47' 9"	11' 1"	63,600	\$1,510	\$3,765	\$11,295
Link-Belt	300X4S	35' 0"	23' 4"	11' 2"	67,700	\$1,235	\$3,080	\$9,240
Hitachi	ZX300LC-7H	37' 0"	25' 10"	11' 1"	69,005	\$1,235	\$3,080	\$9,240
Link-Belt	355X4S*	36' 11"	24' 5"	11' 2"	78,700	\$1,440	\$3,590	\$10,770
Hitachi	ZX345USLC-7H*	37' 7"	24' 10"	11' 1"	79,366	\$1,440	\$3,590	\$10,770
Hitachi	ZX350LC-7H	38' 11"	26' 10"	11' 1"	80,248	\$1,370	\$3,415	\$10,245
Link-Belt	370X4S	39' 1"	26' 9"	11' 2"	83,776	\$1,370	\$3,415	\$10,245
Link-Belt	490X4	41' 1"	27' 4"	12' 0"	109,800	\$1,875	\$4,685	\$14,055
Hitachi	ZX490LC-7H	41' 0"	27' 2"	12' 5"	110,672	\$1,885	\$4,710	\$14,130
Hitachi	ZX690LC-7H	45' 6"	30' 1"	13' 9"	152,780	\$3,090	\$7,725	\$23,175

\* Minimum Tailing Radius Model



## VIBRATORY COMPACTORS

Make	Model	Height	Type	Width	Weight	Day	Week	4 Weeks
Volvo	SD25	7' 4"	Smooth	4' 1"	6,000	\$380	\$940	\$2,820
Volvo	SD25 pad	7' 6"	Pad	4' 1"	6,500	\$420	\$1,040	\$3,120
Volvo	SD45	9' 4"	Smooth	5' 3"	10,600	\$450	\$1,125	\$3,375
Volvo	SD45 pad	9' 6"	Pad	5' 3"	11,350	\$505	\$1,260	\$3,780
Volvo	SD75	9' 7"	Smooth	6' 2"	15,750	\$530	\$1,320	\$3,960
Volvo	SD75 pad	9' 8"	Pad	6' 2"	17,780	\$595	\$1,480	\$4,440
Volvo	SD115	10' 2"	Smooth	7' 6"	23,600	\$715	\$1,785	\$5,355
Volvo	SD115 pad	10' 4"	Pad	7' 6"	25,280	\$790	\$1,975	\$5,925



## COMPACT TRACK LOADERS

Make	Model	Height	Cap. Width	Weight	Day	Week	4 Weeks
Takeuchi	TL6R	6' 6"	1,841 68"	7,780	\$380	\$940	\$2,820
New Holland	C327/C330	6' 7"	1,890 72"	8,270	\$395	\$980	\$2,940
Takeuchi	TL8R2	7' 4"	2,116 72"	9,182	\$420	\$1,050	\$3,150
New Holland	C332/C337	6' 9"	2,240 78"	9,630	\$430	\$1,070	\$3,210
Takeuchi	TL10V2	7' 5"	2,522 76"	10,270	\$470	\$1,175	\$3,525
New Holland	C345	6' 9"	3,150 78"	10,610	\$490	\$1,225	\$3,675
Takeuchi	TL11R3	7' 8"	2,738 76"	11,982	\$535	\$1,330	\$3,990
Takeuchi	TL12R2	7' 10"	2,975 80"	12,590	\$565	\$1,410	\$4,230
Takeuchi	TL12V2	7' 10"	4,107 84"	13,190	\$585	\$1,460	\$4,380



## WHEEL LOADERS

Make	Model	C.Y.	Width	Weight	Day	Week	4 Weeks
Hitachi	ZW30-5B	0.5	5' 2"	7,310	\$355	\$885	\$2,655
Hitachi	ZW50-5B	0.8	6' 5"	9,350	\$410	\$1,025	\$3,075
Hitachi	ZW80-5B	1.2	6' 10"	12,600	\$460	\$1,145	\$3,435
Hitachi	ZW100-7	1.6	7' 9"	17,240	\$505	\$1,260	\$3,780
Hitachi	ZW120-7	2.0	8' 1"	18,590	\$555	\$1,385	\$4,155
Hitachi	ZW150PL-6	3.0	8' 5"	27,029	\$745	\$1,855	\$5,565
Hitachi	ZW160-7	3.0	8' 5"	28,616	\$765	\$1,910	\$5,730
Hitachi	ZW180-7	3.5	8' 11"	33,047	\$870	\$2,170	\$6,510
Hitachi	ZW220-7	4.25	9' 6"	41,035	\$1,075	\$2,680	\$8,040
Hitachi	ZW250-6	5.25	10' 2"	46,050	\$1,215	\$3,035	\$9,105
Hitachi	ZW310-6	6.1	10' 2"	53,310	\$1,365	\$3,405	\$10,215
Hitachi	ZW330-6	6.5	10' 5"	58,158	\$1,420	\$3,540	\$10,620
Hitachi	ZW370-6	8.0	11' 4"	73,790	\$1,765	\$4,410	\$13,230
Hitachi	ZW370-6 High Cap	9.25	12'	79,200	\$1,895	\$4,735	\$14,205
Forks	2 cy - 4 cy loaders; 60" - 72" lengths, 19,700# capacity				\$110	\$275	\$825



## COMPACT EXCAVATORS

2026

Make	Model	Height	Depth	Width	Weight	Day	Week	4 Weeks
Takeuchi	TB210R	7' 3"	5' 9"	2' 6"	2,535	\$230	\$575	\$1,725
Hitachi	ZX17U-5N	7' 9"	7' 2"	3' 2"	3,800	\$270	\$670	\$2,010
Takeuchi	TB216	7' 5"	7' 10"	3' 3"	3,902	\$270	\$670	\$2,010
Hitachi	ZX26U-5N	8' 0"	8' 6"	4' 11"	5,556	\$290	\$725	\$2,175
Takeuchi	TB230	8' 0"	9' 4"	4' 9"	6,360	\$325	\$810	\$2,430
Hitachi	ZX30U-5N	8' 2"	9' 2"	5' 1"	7,055	\$325	\$810	\$2,430
Takeuchi	TB235-2	8' 3"	10' 8"	5' 3"	7,639	\$370	\$920	\$2,760
Hitachi	ZX35U-5N	8' 2"	11' 4"	5' 9"	7,959	\$370	\$920	\$2,760
Takeuchi	TB335R	8' 3"	10' 7"	5' 9"	8,310	\$370	\$920	\$2,760
Takeuchi	TB240	8' 2"	11' 4"	5' 9"	8,990	\$390	\$975	\$2,925
Takeuchi	TB350R	8' 5"	11' 9"	6' 7"	11,235	\$420	\$1,040	\$3,120
Takeuchi	TB250-2	8' 5"	12' 5"	6' 0"	11,288	\$420	\$1,040	\$3,120
Hitachi	ZX50U-5N	8' 4"	12' 7"	6' 7"	10,957	\$420	\$1,040	\$3,120
Takeuchi	TB260	8' 7"	12' 9"	6' 7"	12,645	\$450	\$1,125	\$3,375
Takeuchi	TB257FR	8' 6"	12' 10"	6' 7"	12,930	\$450	\$1,125	\$3,375
Hitachi	ZX60USB-5N	8' 4"	13' 6"	6' 7"	13,426	\$450	\$1,125	\$3,375
Takeuchi	TB370	8' 4"	13' 5"	7' 7"	14,850	\$500	\$1,240	\$3,720
Hitachi	ZX75US-7	9' 5"	15' 3"	7' 5"	18,300	\$540	\$1,340	\$4,020
Takeuchi	TB290	8' 5"	15' 0"	7' 7"	18,630	\$570	\$1,415	\$4,245
Takeuchi	TB280FR	9' 0"	15' 0"	7' 7"	18,810	\$570	\$1,415	\$4,245
Link-Belt	80X3	9' 1"	15' 4"	7' 7"	18,900	\$570	\$1,415	\$4,245
Hitachi	ZX85USB-7	8' 3"	14' 10"	7' 3"	19,200	\$570	\$1,415	\$4,245

\* Foldable ROPS

\*\*Adjustable Width U/C



## SKID-STEER LOADERS

Make	Model	Height	Cap. Width	Weight	Day	Week	4 Weeks
New Holland	L320	6' 7"	2,000 72"	6,470	\$350	\$870	\$2,610
New Holland	L328	6' 7"	2,800 72"-78"	8,245	\$370	\$915	\$2,745
New Holland	L334	6' 9"	3,400 78"-84"	9,100	\$435	\$1,085	\$3,255

## CRAWLER DUMPERS

Make	Model	Height	Cap. Width	Weight	Day	Week	4 Weeks
Takeuchi	TCR50-2	8' 12"	2.7 yd. 87"	14,440	\$500	\$1,240	\$3,720



## BREAKERS

Model	For Use On	Force	Day	Week	4 Weeks
Kent FX15	2,500# Exc.	150 lbs	\$170	\$420	\$1,260
Kent FX35	3,800# - 7,000# Exc.	375 lbs	\$230	\$565	\$1,695
Kent FX55	Skid & 7,600 - 9,000# Exc.	800 lbs	\$285	\$705	\$2,115
Kent F6	11,000# - 19,000# Exc.	1,000 lbs	\$330	\$825	\$2,475
Kent F9	15,000# - 19,000# Exc.	1,500 lbs	\$390	\$970	\$2,910
Kent FX125	30,000# - 40,000# Exc.	2,000 lbs	\$705	\$1,755	\$5,265
Kent FX175	38,000# - 58,000# Exc.	3,250 lbs	\$785	\$1,955	\$5,865
Kent FX225	48,000# - 58,000# Exc.	4,250 lbs	\$820	\$2,040	\$6,120
Kent FX275	57,000# - 68,000# Exc.	5,250 lbs	\$860	\$2,140	\$6,420
Kent FX375	67,000# - 82,000# Exc.	6,500 lbs	\$980	\$2,440	\$7,320
Kent FX475	80,000# - 110,000# Exc.	8,000 lbs	\$1,095	\$2,730	\$8,190



## COMPACTORS

Model	For Use On	Force	Day	Week	4 Weeks
Kent HP35	2,500# - 4,000# Exc.	3,000 lbs	\$165	\$410	\$1,230
Kent HP65 / HP75	5,500# - 19,000# Exc.	6,600 lbs	\$215	\$530	\$1,590
Kent HP135	30,000# - 56,000# Exc.	13,500 lbs	\$265	\$655	\$1,965
Kent HP210	57,000# - 83,000# Exc.	21,000 lbs	\$310	\$765	\$2,295

## EXCAVATOR HYDRAULIC GRAPPLE BUCKETS

Model	For Use On	Day	Week	4 Weeks
Grapple bucket as bucket on Kelbe rental excavator 80 - 245		\$200	\$490	\$1,470
Grapple bucket loose for 80 - 245 size machines		\$245	\$605	\$1,815
Grapple bucket as bucket on Kelbe rental excavator 300 - 350		\$215	\$530	\$1,590
Grapple bucket loose for 300 - 350 size machines		\$290	\$725	\$2,175

## DEMOLITION TOOLS AND SHEARS\*

Model	For Use On	Day	Week	4 Weeks
Genesis GXT 335R Shear	350 w/combination hydraulics	\$1,480	\$3,695	\$11,085
Genesis GDT 290 Demo Tool	350 w/combination hydraulics	\$1,350	\$3,370	\$10,110
Genesis GDR 300 Recycler	350 w/combination hydraulics	\$1,365	\$3,405	\$10,215

\* One Week Minimum Rental



GXT



GDT



GDR

Call or Text: Milwaukee 262-781-4970 Madison 608-221-8300 Green Bay 920-343-6496



## SKID-STEER & TRACK LOADER ATTACHMENTS



Type	Day	Week	4 Weeks
Auger Drive Unit	\$120	\$295	\$885
6" bit	\$30	\$70	\$210
9" bit	\$35	\$85	\$255
12" bit	\$40	\$100	\$300
18" bit	\$55	\$135	\$405
24" bit	\$65	\$160	\$480
30" bit	\$75	\$190	\$570
36" bit	\$105	\$265	\$795
Bit extension	\$15	\$40	\$120
Breaker	\$280	\$705	\$2,115
Broom - Angle	\$260	\$650	\$1,950
Broom - Bucket	\$260	\$650	\$1,950
Brush Cutter 72"	\$325	\$815	\$2,445
Brush Grapple	\$130	\$325	\$975
Bucket - extra	\$50	\$120	\$360
Grapple Bucket	\$130	\$325	\$975
Harley Rake	\$275	\$690	\$2,070
Pallet Forks	\$55	\$135	\$405
Rock Bucket	\$110	\$275	\$825
Rockhound	\$300	\$755	\$2,265
Root Rake Grapp.	\$130	\$325	\$975
Trencher	\$260	\$650	\$1,950

## LASERS AND RECEIVERS

Model	Range	Day	Week	4 Weeks
Spectra Laser Level LL300N-8	1,000'	\$75	\$165	\$495
Spectra Laser Level LL500	1,600'	\$90	\$200	\$600
Spectra Laser Level LL300S	2,600'	\$100	\$215	\$645
Spectra Single Grade Laser GL412N	2,600'	\$105	\$230	\$690
Spectra Dual Grade Laser GL1425C	2,600'	\$125	\$275	\$825
Spectra Pipe Laser DG613G	500'	\$135	\$295	\$885
Spectra Receiver - Machine Mounted		\$75	\$165	\$495



## TRENCH BOXES

2026

Size	C Soil Depth Rating	Weight*	Day	Week	4 Weeks
6' x 6' x 3" Single Wall	16'	1,520	\$140	\$305	\$915
6' x 6' Aluminum Dbl. Wall	21'	710	\$195	\$430	\$1,290
8' x 8' x 3" Single Wall	14'	2,220	\$155	\$335	\$1,005
8' x 8' x 3" Double Wall	29'	2,820	\$170	\$370	\$1,110
8' x 8' Aluminum Dbl. Wall	16'	1,160	\$220	\$485	\$1,455
8' x 10' x 3" Single Wall	11'	3,000	\$170	\$370	\$1,110
8' x 10' x 3" Double Wall	22'	3,450	\$180	\$395	\$1,185
8' x 10' Aluminum Dbl. Wall	13'	1,360	\$245	\$540	\$1,620
8' x 12' x 3" Double Wall	18'	4,030	\$230	\$510	\$1,530
8' x 12' Aluminum Dbl. Wall	11'	1,610	\$270	\$590	\$1,770
4' x 16' x 4" Double Wall	24'	4,510	\$225	\$490	\$1,470
8' x 16' x 4" Double Wall	19'	6,030	\$295	\$650	\$1,950
4' x 20' x 4" Double Wall	19'	5,290	\$230	\$510	\$1,530
8' x 20' x 4" Double Wall	19'	8,570	\$320	\$705	\$2,115
8' x 24' x 6" Double Wall	18'	11,500	\$385	\$850	\$2,550

\*weight does not include spreaders

Assembly is available, with advance notice, for a \$50.00 charge

Additional Spreader Set 24" to 48"	490 to 840	\$45	\$90	\$270
Additional Spreader Set 54" to 84"	900 to 1,360	\$55	\$120	\$360
Additional Spreader Set 96" to 120"	1,530 to 1,890	\$80	\$175	\$525
Additional Spreader Set over 120"	1,890 +	\$105	\$230	\$690



## STONE BOXES

Size	Weight	Day	Week	4 Weeks
7 Yard	6,130	\$145	\$320	\$960
9 Yard	6,650	\$185	\$405	\$1,215
12 Yard	7,840	\$240	\$525	\$1,575

## ROAD PLATES

Size	Weight	Day	Week	4 Weeks
4' x 8' x 1"	1,310	\$80	\$170	\$510
8' x 8' x 1"	2,613	\$85	\$180	\$540
8' x 10' x 1"	3,267	\$90	\$190	\$570
8' x 12' x 1"	3,925	\$95	\$205	\$615
8' x 16' x 1"	5,228	\$105	\$225	\$675
8' x 20' x 1"	6,535	\$110	\$240	\$720

## POLY MATS

60 ton capacity - rugged polyethylene mats - quick set up - easily transportable

Size	Weight	Day	Week	4 Weeks
4' x 8' x 1/2"	86	\$40	\$85	\$255



Delivery and Pick Up Available



Visit [kelbebrothers.com](http://kelbebrothers.com) for equipment listings



Milwaukee: call or text - 262-781-4970

Madison: call or text - 608-221-8300

Green Bay: call or text - 920-343-6496





### Milwaukee

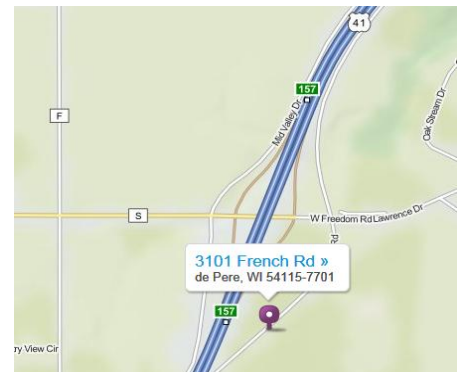
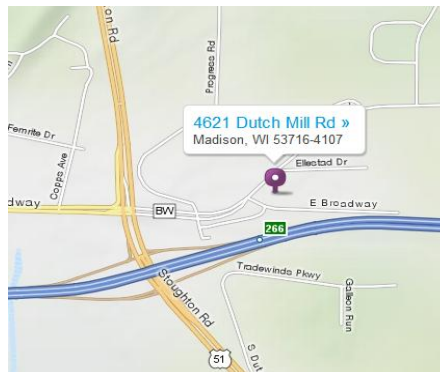
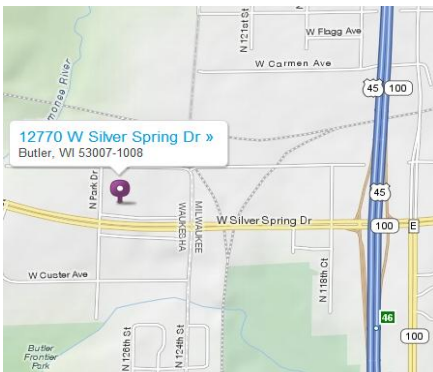
12770 W. Silver Spring Drive  
Butler, WI 53007  
262-781-4970  
\* call or text \*

### Madison

4621 Dutch Mill Road  
Madison, WI 53716  
608-221-8300  
\* call or text \*

### Green Bay

3101 French Road  
De Pere, WI 54115  
920-343-6496  
\* call or text \*



## Rental Policy

Rental charges begin when equipment leaves Kelbe Bros. Equipment yard and end when equipment is returned. Rental charges are due in advance. Rates are for 8 hour days, 40 hour weeks, and 160 hour **four-week** "months". There shall be no decrease in rent if equipment is used for less than the allotted hours. Additional hours will be invoiced on a daily, weekly or monthly basis. Rentals are F.O.B. Kelbe Brothers Equip. Co. Inc. and are to be returned to Kelbe Brothers Equip. Co. Inc. Rates include **normal** wear. Damage to equipment will be charged at regular repair rates. Renter is to carry insurance on equipment and to provide written proof thereof designating Kelbe Brothers Equip. Co. Inc. as additional insured and loss payee. Renter agrees to use competent, trained operators only. Renter is responsible for normal daily, weekly, and monthly maintenance; i.e. grease, fluids and filter changes. **Renter will be charged for fuel and DEF if equipment is returned less than full. Tanks are full at rental start up.**

## Credit Policy

**Renter must have an established account or prepayment and credit card on file will be required.**  
Credit applications are available at [www.kelbebros.com](http://www.kelbebros.com)

**Pick-up and Delivery Available - call for rates**

**Purchase Options are available on all Rental Equipment**