

KELBE BROTHERS EQUIPMENT

2017

RENTAL RATE & REFERENCE GUIDE



Serving the Construction Industry Since 1953

Milwaukee

12770 W. Silver Spring Drive
Butler, WI 53007
262-781-4970
800-236-4970
Fax 262-781-9671

Madison

4621 Dutch Mill Road
Madison, WI 53716
608-221-8300
888-221-8300
Fax 608-221-0610

Green Bay

3101 French Road
De Pere, WI 54115
920-343-6496
855-414-7895
Fax 920-343-6499

kelbebros.com



TAKEUCHI



**WACKER
NEUSON**

Link-Belt
EXCAVATORS



Kawasaki

PRO-TEC
EQUIPMENT, INC.



Trimble



FRD
FURUKAWA

EXCAVATORS

2017

Hydraulic Thumb-Equipped Machines Available at additional charge

Make	Model	Reach	Depth	Width	Weight	Day	Week	4 Weeks
Link-Belt	145X4	28' 8"	19' 9"	8' 6"	33,200	\$485	\$1,450	\$4,350
Link-Belt	160X4	30' 9"	21' 4"	8' 6"	38,400	\$520	\$1,560	\$4,680
Link-Belt	210X4	32' 6"	21' 10"	10' 6"	48,900	\$620	\$1,850	\$5,550
Link-Belt	245X4	32' 4"	21' 10"	10' 6"	56,880	\$635	\$1,900	\$5,700
Link-Belt	250X4	33' 9"	22' 8"	11' 1"	56,900	\$735	\$2,200	\$6,600
Link-Belt	250X4 LF	60' 1"	47' 9"	11' 1"	63,600	\$970	\$2,900	\$8,700
Link-Belt	300X4	35' 0"	23' 4"	11' 2"	67,000	\$835	\$2,500	\$7,500
Link-Belt	350X4	36' 8"	24' 1"	11' 2"	82,400	\$935	\$2,800	\$8,400
Link-Belt	490X4	41' 1"	27' 4"	12' 0"	109,800	\$1,220	\$3,650	\$10,950



VIBRATORY COMPACTORS

Make	Model	Height	Type	Width	Weight	Day	Week	4 Weeks
Volvo	SD-25D	7' 4"	Smooth	4' 1"	6,000	\$235	\$700	\$2,100
Volvo	SD-25F	7' 6"	Padded	4' 1"	6,500	\$250	\$750	\$2,250
Volvo	SD-45D	9' 4"	Smooth	5' 3"	10,600	\$285	\$850	\$2,550
Volvo	SD-45F	9' 6"	Padded	5' 3"	11,350	\$320	\$950	\$2,850
Volvo	SD-70D	9' 7"	Smooth	6' 2"	15,750	\$335	\$1,000	\$3,000
Volvo	SD-70F	9' 8"	Padded	6' 2"	17,780	\$370	\$1,100	\$3,300
Volvo	SD-100D	10' 2"	Smooth	7' 6"	23,600	\$450	\$1,350	\$4,050
Volvo	SD-100F	10' 4"	Padded	7' 6"	25,280	\$500	\$1,500	\$4,500



COMPACT TRACK LOADERS

Make	Model	Height	Cap. Width	Weight	Day	Week	4 Weeks
New Holland	C227	6' 7"	1,890 72"	8,200	\$275	\$825	\$2,475
Takeuchi	TL8	7' / 7' 4"	2,105 67"	8,630	\$275	\$825	\$2,475
New Holland	C232	6' 9"	2,240 78"	9,630	\$300	\$890	\$2,670
Takeuchi	TL10V2	7' 5"	2,403 76"	10,515	\$300	\$890	\$2,670
New Holland	C238	6' 9"	2,660 78"	10,100	\$315	\$940	\$2,820
Takeuchi	TL12	7' 7"	2,833 80"	11,850	\$355	\$1,065	\$3,195
Takeuchi	TL12V2	7' 10"	4,107 84"	13,040	\$370	\$1,110	\$3,330



WHEEL LOADERS

Make	Model	Height	C.Y.	Width	Weight	Day	Week	4 Weeks
Takeuchi	TW65	8' 9"	1.05	6' 5"	10,582	\$270	\$800	\$2,400
Takeuchi	TW80	9' 0"	1.30	6' 10"	12,700	\$300	\$900	\$2,700
Kawasaki	60Z7	10' 7"	1.80	8' 1"	18,100	\$350	\$1,050	\$3,150
Kawasaki	62Z7	10' 9"	2.50	8' 5"	24,380	\$400	\$1,200	\$3,600
Kawasaki	67Z7	10' 9"	2.80	8' 5"	26,410	\$470	\$1,400	\$4,200
Kawasaki	70Z7	10' 9"	3.40	8' 11"	31,750	\$570	\$1,700	\$5,100
Kawasaki	80Z7	11' 1"	4.00	9' 3"	38,540	\$680	\$2,035	\$6,100
Kawasaki	85Z7	11' 4"	4.80	10' 2"	45,560	\$770	\$2,300	\$6,900
Kawasaki	90Z7	11' 7"	5.50	10' 2"	54,370	\$870	\$2,600	\$7,800
Kawasaki	95Z7	12' 3"	7.30	11' 4"	75,790	\$1,200	\$3,600	\$10,800
Forks	N/A	60" - 72" lengths		19,700# capacity		\$100	\$300	\$900



COMPACT EXCAVATORS

2017

Hydraulic Thumb-Equipped Machines Available

Make	Model	Height	Depth	Width	Weight	Day	Week	4 Weeks
Takeuchi	TB210R	7' 3"***	5' 9"	2' 6"	2,370	\$150	\$450	\$1,350
Takeuchi	TB216	7' 5"	7' 10"	3' 3"	3,902	\$180	\$540	\$1,620
Takeuchi	TB230	8' 0"	10' 2"	4' 9"	6,607	\$215	\$645	\$1,935
New Holland	E35B	8' 3"	10' 0"	5' 7"	8,215	\$250	\$750	\$2,250
Takeuchi	TB240	8' 2"	11' 4"	5' 9"	8,990	\$250	\$750	\$2,250
New Holland	E55BX	8' 3"	12' 9"	6' 5"	11,309	\$290	\$860	\$2,580
Takeuchi	TB260	8' 7"	12' 9"	6' 7"	12,180	\$290	\$860	\$2,580
Takeuchi	TB290	8' 5"	15' 0"	7' 7"	18,780	\$345	\$1,035	\$3,100
Link-Belt	80X3	9' 1"	15' 4"	7' 7"	18,900	\$345	\$1,035	\$3,100
Takeuchi	TB280FR	9' 0"	14' 11"	7' 7"	19,100	\$345	\$1,035	\$3,100

** Foldable ROPS



SKID-STEER LOADERS

Make	Model	Height	Cap. Width	Weight	Day	Week	4 Weeks
New Holland	L216	6' 4"	1,600 60"	5,510	\$200	\$600	\$1,800
New Holland	L218	6' 6"	1,800 66"	5,930	\$220	\$650	\$1,950
New Holland	L220	6' 7"	2,000 72"	6,470	\$235	\$700	\$2,100
Takeuchi	TS60V	6' 5"	2,000 72"	6,986	\$215	\$645	\$1,935
Takeuchi	TS70V	7' 0"	2,650 72"-78"	8,100	\$250	\$750	\$2,250
New Holland	L228	6' 7"	2,800 72"-78"	8,245	\$270	\$800	\$2,400
New Holland	L234	6' 9"	3,400 78"-84"	8,900	\$320	\$960	\$2,880



SKID-STEER LOADER ACCESSORIES

Type	Day	Week	4 Weeks
Auger Drive Unit	\$70	\$210	\$630
6" bit	\$15	\$45	\$135
9" bit	\$20	\$60	\$180
12" bit	\$25	\$75	\$225
18" bit	\$35	\$105	\$315
24" bit	\$40	\$120	\$360
30" bit	\$50	\$150	\$450
36" bit	\$70	\$210	\$630
Bit extension	\$10	\$30	\$90
Breaker	\$180	\$540	\$1,620
Broom - Angle	\$170	\$510	\$1,530
Broom - Bucket	\$170	\$510	\$1,530
Brush Cutter 72"	\$200	\$600	\$1,800
Brush Grapple	\$80	\$240	\$720
Bucket - extra	\$35	\$100	\$300
Grapple Bucket	\$80	\$240	\$720
Harley Rake	\$185	\$555	\$1,665
Pallet Forks	\$40	\$120	\$360
Rockhound	\$200	\$600	\$1,800
Stump Grinder	\$200	\$600	\$1,800
Trencher	\$170	\$500	\$1,500



Delivery and Pick Up Available



Milwaukee - 262-781-4970

Madison - 608-221-8300

Green Bay - 920-343-6496

2017



BREAKERS

Model	For Use On	Force	Day	Week	4 Weeks
Kent FX35	TB216 / TB230	375 ft lbs	\$135	\$400	\$1,200
Kent FX55	Skid Steer / TB240 / TB260	800 ft lbs	\$180	\$540	\$1,620
Kent F6	TB260 / TB280 / TB290 / 80X3	1,000 ft lbs	\$210	\$630	\$1,890
Kent F9	TB280 / TB290 / 80X3	1,500 ft lbs	\$250	\$750	\$2,250
Kent FX125	145X4 / 160X4	2,000 ft lbs	\$450	\$1,350	\$4,050
Kent FX175	145X4 / 160X4 / 210X4 / 245X4	3,250 ft lbs	\$500	\$1,500	\$4,500
Kent FX225	210X4 / 245X4	4,250 ft lbs	\$525	\$1,575	\$4,725
Kent FX275	250X4 / 300X4	5,250 ft lbs	\$550	\$1,650	\$4,950
Kent FX375	250X4 / 300X4 / 350X4	6,500 ft lbs.	\$630	\$1,890	\$5,670
Kent FX475	350X4 / 490X4	8,000 ft lbs	\$700	\$2,100	\$6,300

COMPACTORS

Kent HP35	TB216 / TB230	3,000 lbs	\$100	\$300	\$900
Kent HP65 / 75	TB240 / TB260 / TB290 / 80X3	6,600 lbs	\$135	\$400	\$1,200
Kent HP135	145X4 / 160X4 / 210X4 / 245X4	13,500 lbs	\$170	\$500	\$1,500
Kent HP210	250X4 / 300X4 / 350X4	21,000 lbs	\$200	\$600	\$1,800

Hydraulic Thumb on Kelbe Brothers full size rental excavator **\$50 \$150 \$450**



LASERS AND TOTAL STATIONS

Model	Range	Day	Week	4 Weeks
Trimble Laser Level LL300N	1,000'	\$45	\$135	\$405
Trimble Laser Level LL500	1,600'	\$55	\$165	\$495
Trimble Laser Level LL300S	2,600'	\$60	\$180	\$540
Trimble Grade Laser GL412N	2,600'	\$65	\$195	\$585
Trimble Grade Laser GL422N	2,600'	\$75	\$225	\$675
Trimble Grade Laser UL633	2,600'	\$80	\$240	\$720
Trimble Laser Level HV302	1,000'	\$55	\$165	\$495
Trimble Sewer Laser DG813	500'	\$80	\$240	\$720
Trimble Receiver - Hand Held		\$15	\$45	\$135
Trimble Receiver - Machine Mtd.		\$45	\$135	\$405
2 Man Total Station with Nomad		\$175	\$525	\$1,575
Robotic Total Station with Ranger		\$335	\$1,000	\$3,000



Trimble Laser Service Center

Factory authorized Service Technicians offer extensive repairs or simple cleaning & calibration.



Visit kelbros.com for complete equipment listings



TRENCH BOXES

Size	C Soil Depth Rating	Weight*	Day	Week	4 Weeks
6' x 6' x 3" Single Wall	16'	1,520	\$100	\$235	\$700
6' x 6' Aluminum Dbl. Wall	21'	710	\$135	\$335	\$1,000
8' x 8' x 3" Single Wall	14'	2,220	\$110	\$260	\$770
8' x 8' x 3" Double Wall	29'	2,820	\$115	\$285	\$855
8' x 8' Aluminum Dbl. Wall	16'	980	\$155	\$380	\$1,140
8' x 10' x 3" Single Wall	11'	3,000	\$115	\$285	\$855
8' x 10' x 3" Double Wall	22'	3,450	\$125	\$310	\$930
8' x 10' Aluminum Dbl. Wall	13'	1,140	\$180	\$420	\$1,255
8' x 12' x 3" Double Wall	18'	4,030	\$170	\$395	\$1,185
4' x 16' x 4" Double Wall	30'	4,510	\$125	\$310	\$930
8' x 16' x 4" Double Wall	19'	6,030	\$210	\$490	\$1,470
4' x 20' x 4" Double Wall	19'	5,290	\$170	\$395	\$1,185
8' x 20' x 4" Double Wall	19'	8,570	\$235	\$555	\$1,655
4' x 24' x 6" Double Wall	18'	6,850	\$210	\$490	\$1,470
8' x 24' x 6" Double Wall	18'	11,500	\$270	\$665	\$1,995

*weight does not include spreaders
Assembly is available, with advance notice, for a \$50.00 charge

Additional Spreader Set 24" to 48"	490 to 840	\$30	\$70	\$210
Additional Spreader Set 54" to 84"	900 to 1,360	\$35	\$95	\$285
Additional Spreader Set 96" to 120"	1,530 to 1,890	\$55	\$140	\$420
Additional Spreader Set over 120"	1,890 +	\$75	\$190	\$570

STONE BOXES

Size	Weight	Day	Week	4 Weeks
9 Yard	5,400	\$125	\$315	\$945
9 Yard HD	6,650	\$145	\$370	\$1,110
12 Yard	6,400	\$160	\$430	\$1,290
12 Yard HD	7,700	\$180	\$480	\$1,440



ROAD PLATES

Size	Weight	Day	Week	4 Weeks
4' x 8' x 1"	1,307	\$50	\$130	\$390
8' x 8' x 1"	2,613	\$55	\$145	\$435
8' x 10' x 1"	3,275	\$60	\$155	\$465
8' x 12' x 1"	3,925	\$65	\$170	\$510
8' x 16' x 1"	5,228	\$70	\$185	\$555
8' x 20' x 1"	6,535	\$75	\$200	\$600



ALTURNAMATS

60 ton capacity - rugged polyethylene mats - quick set up - easily transportable

Size	Weight	Day	Week	4 Weeks
4' x 8' x 1/2"	86	\$10	\$30	\$90



Milwaukee - 800-236-4970 or 262-781-4970

Madison - 888-221-8300 or 608-221-8300

Green Bay - 855-414-7895 or 920-343-6496

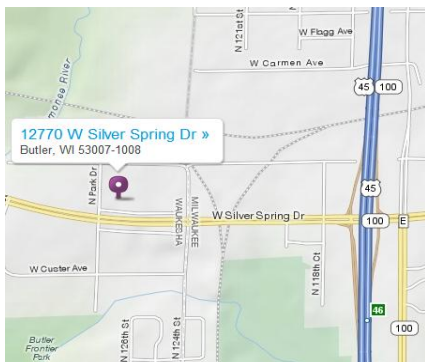


KELBE BROTHERS

EQUIPMENT

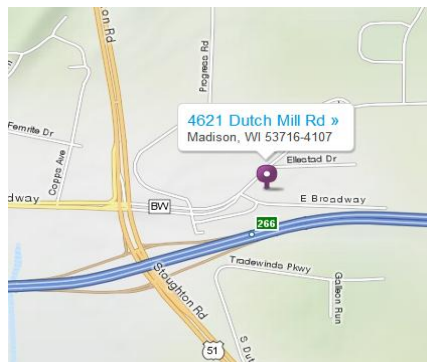
Milwaukee

12770 W. Silver Spring Drive
Butler, WI 53007
262-781-4970
800-236-4970
Fax 262-781-9671



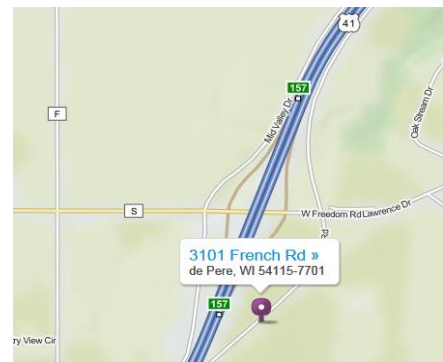
Madison

4621 Dutch Mill Road
Madison, WI 53716
608-221-8300
888-221-8300
Fax 608-221-0610



Green Bay

3101 French Road
De Pere, WI 54115
920-343-6496
855-414-7895
Fax 920-343-6499



Rental Policy

Rental charges begin when equipment leaves Kelbe Brothers yard and end when equipment is returned.

Rental charges are due in advance. Rates are for 8 hour days, 40 hour weeks, and 160 hour four-week "months".

There shall be no decrease in rent if equipment is used for less than the allotted hours.

Additional hours will be invoiced on a daily, weekly or monthly basis.

Rentals are F.O.B. Kelbe Brothers Equip. Co. Inc. and are to be returned to Kelbe Brothers Equip. Co. Inc.

Rates include normal wear. Damage to equipment will be charged at regular repair rates.

Renter is to carry insurance on equipment and to provide written proof thereof designating Kelbe Brothers Equip. Co. Inc. as additional insured and loss payee. Renter agrees to use competent, trained operators only.

Renter is responsible for normal daily, weekly, and monthly maintenance; i.e. grease, fluids and filter changes.

Renter will be charged for fuel and DEF if equipment is returned less than full. Tanks are full at rental start up.

Credit Policy

Renter must have an established account or prepayment will be required.

Credit applications are available at www.kelbebros.com

Pick-up and Delivery Available - call for rates

Purchase Options are available on all Rental Equipment