

KELBE BROTHERS

EQUIPMENT

2018

RENTAL RATE & REFERENCE GUIDE



Serving the Construction Industry Since 1953

Milwaukee

12770 W. Silver Spring Drive
Butler, WI 53007
262-781-4970
800-236-4970
Fax 262-781-9671

Madison

4621 Dutch Mill Road
Madison, WI 53716
608-221-8300
888-221-8300
Fax 608-221-0610

Green Bay

3101 French Road
De Pere, WI 54115
920-343-6496
855-414-7895
Fax 920-343-6499

kelbebros.com



TAKEUCHI

HITACHI

Reliable solutions

Link-Belt
EXCAVATORS

Talbert
SINCE 1938

NEW HOLLAND
CONSTRUCTION

PRO-TEC
EQUIPMENT, INC.

INTERSTATE

Trimble

Redi Haul

FRD
FURUKAWA

EXCAVATORS

2018

Hydraulic Thumbs and Mantis Buckets available at additional charge - see page 2

Make	Model	Reach	Depth	Width	Weight	Day	Week	4 Weeks
Link-Belt	145X4	28' 8"	19' 9"	8' 6"	33,200	\$495	\$1,485	\$4,455
Link-Belt	160X4	30' 9"	21' 4"	8' 6"	38,400	\$530	\$1,590	\$4,770
Link-Belt	210X4	32' 6"	21' 10"	10' 6"	48,900	\$630	\$1,890	\$5,670
Link-Belt	245X4	32' 4"	21' 10"	10' 6"	56,880	\$670	\$2,010	\$6,300
Link-Belt	250X4	33' 9"	22' 8"	11' 1"	56,900	\$750	\$2,250	\$6,750
Link-Belt	250X4 LF	60' 1"	47' 9"	11' 1"	63,600	\$990	\$2,970	\$8,910
Link-Belt	300X4	35' 0"	23' 4"	11' 2"	67,000	\$850	\$2,550	\$7,650
Link-Belt	350X4	36' 8"	24' 1"	11' 2"	82,400	\$950	\$2,850	\$8,550
Link-Belt	490X4	41' 1"	27' 4"	12' 0"	109,800	\$1,240	\$3,720	\$11,160



VIBRATORY COMPACTORS

Make	Model	Height	Type	Width	Weight	Day	Week	4 Weeks
Volvo	SD-25D	7' 4"	Smooth	4' 1"	6,000	\$240	\$720	\$2,160
Volvo	SD-25F	7' 6"	Padded	4' 1"	6,500	\$255	\$765	\$2,295
Volvo	SD-45D	9' 4"	Smooth	5' 3"	10,600	\$290	\$870	\$2,610
Volvo	SD-45F	9' 6"	Padded	5' 3"	11,350	\$325	\$975	\$2,925
Volvo	SD-70D	9' 7"	Smooth	6' 2"	15,750	\$340	\$1,020	\$3,060
Volvo	SD-70F	9' 8"	Padded	6' 2"	17,780	\$375	\$1,125	\$3,375
Volvo	SD-100D	10' 2"	Smooth	7' 6"	23,600	\$460	\$1,380	\$4,140
Volvo	SD-100F	10' 4"	Padded	7' 6"	25,280	\$510	\$1,530	\$4,590



COMPACT TRACK LOADERS

Make	Model	Height	Cap. Width	Weight	Day	Week	4 Weeks	
Takeuchi	TL6	6' 6"	1,841	68"	7,780	\$260	\$780	\$2,340
New Holland	C227	6' 7"	1,890	72"	8,200	\$260	\$780	\$2,340
Takeuchi	TL8	7' 7' 4"	2,105	68"	8,630	\$280	\$840	\$2,520
New Holland	C232	6' 9"	2,240	78"	9,630	\$275	\$825	\$2,475
Takeuchi	TL10V2	7' 5"	2,522	76"	10,150	\$305	\$915	\$2,745
New Holland	C238	6' 9"	2,660	78"	10,100	\$295	\$885	\$2,655
Takeuchi	TL12R2	7' 7"	2,975	80"	12,500	\$360	\$1,080	\$3,240
Takeuchi	TL12V2	7' 10"	4,107	84"	13,110	\$375	\$1,125	\$3,375



WHEEL LOADERS

Make	Model	C.Y.	Width	Weight	Day	Week	4 Weeks
Takeuchi	TW40	0.7	5' 0"	7,720	\$240	\$720	\$2,160
Takeuchi	TW65	1.0	6' 5"	10,582	\$275	\$825	\$2,475
Takeuchi	TW80	1.3	6' 10"	12,700	\$305	\$915	\$2,745
KCM / Hitachi	60Z7 / ZW120-6	2.0	8' 1"	18,565	\$355	\$1,065	\$3,195
KCM / Hitachi	62Z7 / ZW140-6	2.75	8' 5"	24,735	\$405	\$1,215	\$3,645
KCM / Hitachi	67Z7 / ZW150-6	3.0	8' 5"	26,415	\$475	\$1,425	\$4,275
KCM / Hitachi	70Z7 / ZW180-6	3.5	8' 11"	33,070	\$580	\$1,740	\$5,220
KCM / Hitachi	80Z7 / ZW220-6	4 - 4.5	9' 6"	40,100	\$690	\$2,070	\$6,210
KCM / Hitachi	85Z7 / ZW250-6	5.0	10' 2"	45,260	\$785	\$2,355	\$7,065
KCM / Hitachi	90Z7 / ZW310-6	5.8	10' 2"	55,555	\$885	\$2,655	\$7,965
KCM / Hitachi	92Z7 / ZW330-6	6.5	10' 5"	60,540	\$970	\$2,910	\$8,730
KCM / Hitachi	95Z7 / ZW370-6	7.5	11' 4"	77,160	\$1,225	\$3,675	\$11,025
KCM / Hitachi	115Z7 / ZW550-6	8.5 rock	12' 4"	105,100	\$1,700	\$5,100	\$15,300
Forks	2 c.y. - 4 c.y. loaders		19,700# capacity		\$100	\$300	\$900



COMPACT EXCAVATORS

2018

Hydraulic Thumb equipped mini excavators available

Make	Model	Height	Depth	Width	Weight	Day	Week	4 Weeks
Takeuchi	TB210R	7' 3"***	5' 9"	2' 6"	2,370	\$155	\$465	\$1,395
Takeuchi	TB216	7' 5"	7' 10"	3' 3"	3,902	\$185	\$555	\$1,665
Takeuchi	TB230	8' 0"	10' 2"	4' 9"	6,360	\$220	\$660	\$1,980
Takeuchi	TB235-2	8' 3"	10' 8"	5' 3"	7,639	\$240	\$720	\$2,160
New Holland	E35B	8' 3"	10' 0"	5' 7"	8,215	\$255	\$765	\$2,295
Takeuchi	TB240	8' 2"	11' 4"	5' 9"	8,990	\$255	\$765	\$2,295
New Holland	E55BX	8' 3"	12' 9"	6' 5"	11,309	\$295	\$885	\$2,655
Takeuchi	TB260	8' 7"	12' 9"	6' 7"	12,645	\$295	\$885	\$2,655
Takeuchi	TB290	8' 5"	15' 0"	7' 7"	18,630	\$355	\$1,065	\$3,195
Link-Belt	80X3	9' 1"	15' 4"	7' 7"	18,900	\$355	\$1,065	\$3,195
Takeuchi	TB280FR	9' 0"	14' 11"	7' 7"	18,810	\$355	\$1,065	\$3,195

** Foldable ROPS



SKID-STEER LOADERS

Make	Model	Height	Cap. Width	Weight	Day	Week	4 Weeks	
New Holland	L216	6' 4"	1,600	60"	5,510	\$200	\$600	\$1,800
New Holland	L218	6' 6"	1,800	66"	5,930	\$215	\$645	\$1,935
New Holland	L220	6' 7"	2,000	72"	6,470	\$225	\$675	\$2,025
New Holland	L228	6' 7"	2,800	72"-78"	8,245	\$235	\$705	\$2,115
New Holland	L234	6' 9"	3,400	78"-84"	8,900	\$260	\$780	\$2,340



SKID-STEER LOADER ACCESSORIES

Type	Day	Week	4 Weeks
Auger Drive Unit	\$75	\$225	\$675
6" bit	\$15	\$45	\$135
9" bit	\$20	\$60	\$180
12" bit	\$25	\$75	\$225
18" bit	\$35	\$105	\$315
24" bit	\$40	\$120	\$360
30" bit	\$50	\$150	\$450
36" bit	\$70	\$210	\$630
Bit extension	\$10	\$30	\$90
Breaker	\$185	\$555	\$1,665
Broom - Angle	\$175	\$525	\$1,575
Broom - Bucket	\$175	\$525	\$1,575
Brush Cutter 72"	\$210	\$630	\$1,890
Brush Grapple	\$85	\$255	\$765
Bucket - extra	\$40	\$120	\$360
Grapple Bucket	\$85	\$255	\$765
Harley Rake	\$190	\$570	\$1,710
Pallet Forks	\$40	\$120	\$360
Rockhound	\$210	\$630	\$1,890
Stump Grinder	\$210	\$630	\$1,890
Trencher	\$175	\$525	\$1,575
Rock Bucket	\$70	\$210	\$630



Delivery and Pick Up Available



Milwaukee - 262-781-4970

Madison - 608-221-8300

Green Bay - 920-343-6496

BREAKERS

2018

Model	For Use On	Force	Day	Week	4 Weeks
Kent FX15	TB210R	150 ft lbs	\$105	\$315	\$945
Kent FX35	TB216 / TB230	375 ft lbs	\$140	\$420	\$1,260
Kent FX55	Skid Steer / TB235-2 / TB240 / TB260	800 ft lbs	\$185	\$555	\$1,665
Kent F6	TB260 / TB280 / TB290 / 80X3	1,000 ft lbs	\$215	\$645	\$1,935
Kent F9	TB280 / TB290 / 80X3	1,500 ft lbs	\$255	\$765	\$2,295
Kent FX125	145X4 / 160X4	2,000 ft lbs	\$460	\$1,380	\$4,140
Kent FX175	160X4 / 210X4 / 245X4	3,250 ft lbs	\$510	\$1,530	\$4,590
Kent FX225	210X4 / 245X4	4,250 ft lbs	\$535	\$1,605	\$4,815
Kent FX275	250X4 / 300X4	5,250 ft lbs	\$560	\$1,680	\$5,040
Kent FX375	250X4 / 300X4 / 350X4	6,500 ft lbs.	\$640	\$1,920	\$5,760
Kent FX475	350X4 / 490X4	8,000 ft lbs	\$715	\$2,145	\$6,435



COMPACTORS

Model	For Use On	Weight	Day	Week	4 Weeks
Kent HP35	TB216 / TB230	3,000 lbs	\$105	\$315	\$945
Kent HP65 / 75	TB235-2 / TB240 / TB260 / TB290 / 80X3	6,600 lbs	\$140	\$420	\$1,260
Kent HP135	145X4 / 160X4 / 210X4 / 245X4	13,500 lbs	\$175	\$525	\$1,575
Kent HP210	250X4 / 300X4 / 350X4	21,000 lbs	\$205	\$615	\$1,845

MANTIS BUCKETS and HYDRAULIC THUMBS

Model	For Use On	Day	Week	4 Weeks
Hydraulic Thumb on select full size excavator		\$50	\$150	\$450
Mantis Bucket for 145, 160, 210, or 245 excavator		\$150	\$450	\$1,350
Mantis Bucket for 350 excavator		\$175	\$525	\$1,575


LASERS AND RECEIVERS

Model	Range	Day	Week	4 Weeks
Trimble Laser Level LL300N	1,000'	\$45	\$135	\$405
Trimble Laser Level LL500	1,600'	\$55	\$165	\$495
Trimble Laser Level LL300S	2,600'	\$60	\$180	\$540
Trimble Grade Laser GL412N	2,600'	\$65	\$195	\$585
Trimble Grade Laser GL422N	2,600'	\$75	\$225	\$675
Trimble Laser Level HV302G	1,000'	\$55	\$165	\$495
Trimble Sewer Laser DG613 / DG813	500'	\$80	\$240	\$720
Trimble Receiver - Rod Mounted		\$15	\$45	\$135
Trimble Receiver - Machine Mounted		\$45	\$135	\$405



Laser Service Center

Factory trained & authorized Service Technicians offer extensive repairs and thorough cleaning / calibration.



Visit kelbros.com for complete equipment listings

TRENCH BOXES

2018

Size	C Soil Depth Rating	Weight*	Day	Week	4 Weeks
6' x 6' x 3" Single Wall	16'	1,520	\$100	\$235	\$700
6' x 6' Aluminum Dbl. Wall	21'	710	\$135	\$335	\$1,000
8' x 8' x 3" Single Wall	14'	2,220	\$110	\$260	\$770
8' x 8' x 3" Double Wall	29'	2,820	\$115	\$285	\$855
8' x 8' Aluminum Dbl. Wall	16'	980	\$155	\$380	\$1,140
8' x 10' x 3" Single Wall	11'	3,000	\$115	\$285	\$855
8' x 10' x 3" Double Wall	22'	3,450	\$125	\$310	\$930
8' x 10' Aluminum Dbl. Wall	13'	1,140	\$180	\$420	\$1,255
8' x 12' x 3" Double Wall	18'	4,030	\$170	\$395	\$1,185
8' x 12' Aluminum Dbl. Wall	11'	1,610	\$200	\$460	\$1,380
8' x 16' x 4" Double Wall	19'	6,030	\$210	\$490	\$1,470
4' x 20' x 4" Double Wall	19'	5,290	\$170	\$395	\$1,185
8' x 20' x 4" Double Wall	19'	8,570	\$235	\$550	\$1,655
8' x 24' x 6" Double Wall	18'	11,500	\$270	\$665	\$1,995

*weight does not include spreaders

Assembly is available, with advance notice, for a \$50.00 charge

Additional Spreader Set	Weight	Day	Week	4 Weeks
Additional Spreader Set 24" to 48"	490 to 840	\$30	\$70	\$210
Additional Spreader Set 54" to 84"	900 to 1,360	\$35	\$95	\$285
Additional Spreader Set 96" to 120"	1,530 to 1,890	\$55	\$140	\$420
Additional Spreader Set over 120"	1,890 +	\$75	\$190	\$570



STONE BOXES

Size	Weight	Day	Week	4 Weeks
9 Yard	5,400	\$125	\$315	\$945
12 Yard	6,400	\$160	\$430	\$1,290



ROAD PLATES

Size	Weight	Day	Week	4 Weeks
4' x 8' x 1"	1,307	\$50	\$130	\$390
8' x 8' x 1"	2,613	\$55	\$145	\$435
8' x 10' x 1"	3,275	\$60	\$155	\$465
8' x 12' x 1"	3,925	\$65	\$170	\$510
8' x 16' x 1"	5,228	\$70	\$185	\$555
8' x 20' x 1"	6,535	\$75	\$200	\$600



ALTURNAMATS

60 ton capacity - rugged polyethylene mats - quick set up - easily transportable

Size	Weight	Day	Week	4 Weeks
4' x 8' x 1/2"	86	\$10	\$30	\$90



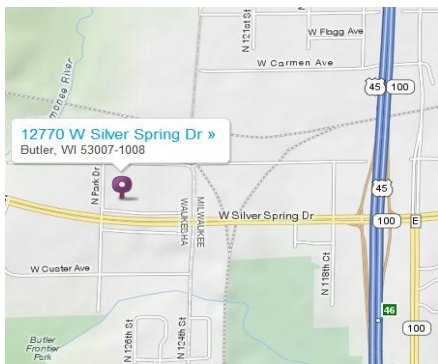
Milwaukee - 800-236-4970 or 262-781-4970
 Madison - 888-221-8300 or 608-221-8300
 Green Bay - 855-414-7895 or 920-343-6496





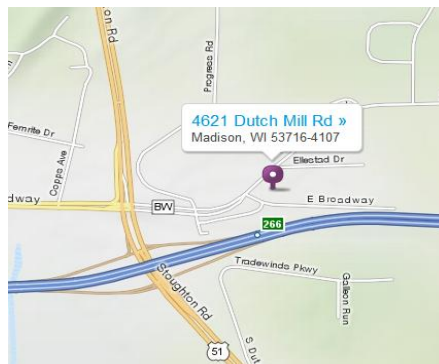
Milwaukee

12770 W. Silver Spring Drive
Butler, WI 53007
262-781-4970
800-236-4970
Fax 262-781-9671



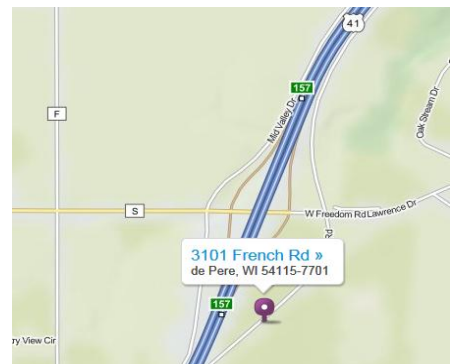
Madison

4621 Dutch Mill Road
Madison, WI 53716
608-221-8300
888-221-8300
Fax 608-221-0610



Green Bay

3101 French Road
De Pere, WI 54115
920-343-6496
855-414-7895
Fax 920-343-6499



Rental Policy

Rental charges begin when equipment leaves Kelbe Brothers yard and end when equipment is returned.

Rental charges are due in advance. Rates are for 8 hour days, 40 hour weeks, and 160 hour four-week "months".

There shall be no decrease in rent if equipment is used for less than the allotted hours.

Additional hours will be invoiced on a daily, weekly or monthly basis.

Rentals are F.O.B. Kelbe Brothers Equip. Co. Inc. and are to be returned to Kelbe Brothers Equip. Co. Inc.

Rates include normal wear. Damage to equipment will be charged at regular repair rates.

Renter is to carry insurance on equipment and to provide written proof thereof designating Kelbe Brothers Equip. Co. Inc. as additional insured and loss payee. Renter agrees to use competent, trained operators only.

Renter is responsible for normal daily, weekly, and monthly maintenance; i.e. grease, fluids and filter changes.

Renter will be charged for fuel and DEF if equipment is returned less than full. Tanks are full at rental start up.

Credit Policy

Renter must have an established account or prepayment will be required.

Credit applications are available at www.kelbebros.com

Pick-up and Delivery Available - call for rates

Purchase Options are available on all Rental Equipment